



Safety Advice

Balloon Gas is a safe, non-flammable, non-poisonous gas which is lighter than air. It can be used safely either indoors or outside. You should never deliberately inhale Balloon Gas as it is an asphyxiant.

IT IS ESSENTIAL THAT YOU READ THESE INSTRUCTIONS BEFORE USING YOUR FIRST CYLINDER OF BALLOON GAS

- 1 Store the cylinder in an upright position and secure properly to prevent toppling. Safety stands and straps may be purchased separately from BOC.
- 2 Always keep the cylinder in a well ventilated area. Do not store in damp areas. Fire hazards and sources of heat should be avoided.
- 3 In the event of a fire, vacate the area and call the Fire Brigade informing them that the cylinder of Balloon Gas is there.
- 4 To avoid accidents, as Balloon Gas is stored at high pressure, the cylinder valve should never be opened without the appropriate filling kit attached and should be tightly closed when the cylinder is not in use.
- 5 Ensure there is good ventilation when cylinders are carried in vans or cars and that cylinders are always secured during transit. Further information regarding transport of cylinders is available at www.bocballoongas.co.uk.
- 6 You must always remove the filling kit if moving the cylinder any distance or ceasing to use it. Remember to turn off the cylinder valve and release pressure in the filling kit before removing it.

Please return the cylinder when empty along with the filling kit. The cylinder and filling kit (unless the latter has been purchased) remain the property of BOC.

The following safety information on balloon gas is also available from BOC:


- Balloon Gas Safety Data Sheet
(Ref: SFT7457)
- Safe Handling of High Pressure
Balloon Gas Cylinders
(Ref: BLG8160)

Supplied by:

To order further safety information either telephone the BOC customer service centre on **0800 111 333** or alternatively visit our website: **www.bocballoongas.co.uk**

Balloon Gas

Operating Instructions



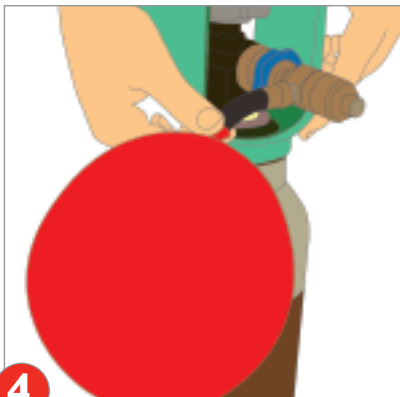
1
Secure cylinder.



2
Attach inflator
hand tight.



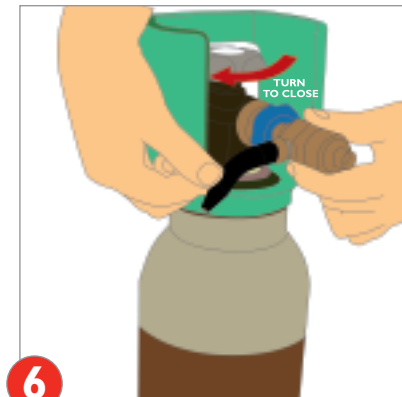
3
Slowly open
cylinder valve.



4
Latex Balloon
Hold the neck of the
balloon over rubber tip
and push tip down
to inflate.



5
Foil Balloon
If using foil inflator, hold
neck of balloon over
nozzle and push back,
release when balloon is
inflated to correct size.



6
After inflation close
cylinder valve then push
tip to release
surplus gas.

If the equipment is leaking or you have any concerns about how to use this equipment,
call BOC on **0800 111 333** or visit our website **www.bocballoongas.co.uk**

BOC/102330/04.06